

FEATURES



Catapult Mini TX

- FEMALE XLR INPUTS:** Connect to balanced mic or line level sources.
- RJ45 OUTPUT:** Sends analog audio over Cat 5 or Cat 6 Ethernet cable.




Catapult Mini RX

- RJ45 INPUT:** Receives four channels of analog audio over Cat 5 or Cat 6 Ethernet cable.
- MALE XLR OUTPUTS:** Allow you to plug directly into the inputs of a mixer or recording interface.

Both

- STEEL CHASSIS:** 16-gauge steel housing to handle any touring environment.
- POWDER COAT:** Durable finish keeps your Catapult Mini looking great for years.
- EXPANDO MESH SHEATHING:** Provides extra durability and protects cables from damage.
- COLOR-CODED HEATSHRINK LABELS:** Identify channels at a glance.



SPECIFICATIONS

Audio circuit type:	Passive RJ45 to XLR
Frequency response:	7Hz - 20KHz
Total harmonic distortion (THD+N):	0.0005% 1KHz
Dynamic range:	140dB
Maximum input:	+35dBu
Minimum load impedance:	100Ω
Common mode rejection:	>103dB
Construction:	16 gauge steel chassis & outer shell
Chassis Size:	4.2" x 1.32" x 1.6" (107mm x 34mm x 41mm)
Cable length:	2ft (0.6m)
Warranty:	Radial 3-year, transferable

To meet the requirements of California Proposition 65, it is our responsibility to inform you of the following:

WARNING: This product contains chemicals known to the State of California to cause cancer, birth defects or other reproductive harm.

Please take proper care when handling and consult local government regulations before discarding.

RADIAL ENGINEERING 3 YEAR TRANSFERABLE LIMITED WARRANTY

RADIAL ENGINEERING LTD. ("Radial") warrants this product to be free from defects in material and workmanship and will remedy any such defects free of charge according to the terms of this warranty. Radial will repair or replace (at its option) any defective component(s) of this product (excluding finish and wear and tear on components under normal use) for a period of three (3) years from the original date of purchase. In the event that a particular product is no longer available, Radial reserves the right to replace the product with a similar product of equal or greater value. In the unlikely event that a defect is uncovered, please call 604-942-1001 or email service@radialeng.com to obtain a RA number (Return Authorization number) before the 3 year warranty period expires. The product must be returned prepaid in the original shipping container (or equivalent) to Radial or to an authorized Radial repair center and you must assume the risk of loss or damage. A copy of the original invoice showing date of purchase and the dealer name must accompany any request for work to be performed under this limited and transferable warranty. This warranty shall not apply if the product has been damaged due to abuse, misuse, misapplication, accident or as a result of service or modification by any other than an authorized Radial repair center.

THERE ARE NO EXPRESSED WARRANTIES OTHER THAN THOSE ON THE FACE HEREOF AND DESCRIBED ABOVE. NO WARRANTIES WHETHER EXPRESSED OR IMPLIED, INCLUDING BUT NOT LIMITED TO, ANY IMPLIED WARRANTIES OF MERCHANTABILITY OR FITNESS FOR A PARTICULAR PURPOSE SHALL EXTEND BEYOND THE RESPECTIVE WARRANTY PERIOD DESCRIBED ABOVE OF THREE YEARS. RADIAL SHALL NOT BE RESPONSIBLE OR LIABLE FOR ANY SPECIAL, INCIDENTAL OR CONSEQUENTIAL DAMAGES OR LOSS ARISING FROM THE USE OF THIS PRODUCT. THIS WARRANTY GIVES YOU SPECIFIC LEGAL RIGHTS, AND YOU MAY ALSO HAVE OTHER RIGHTS, WHICH MAY VARY DEPENDING ON WHERE YOU LIVE AND WHERE THE PRODUCT WAS PURCHASED.

CATAPULT MINI™



USER GUIDE

Radial Engineering Ltd.
1588 Kebet Way, Port Coquitlam BC V3C 5M5
tel: 604-942-1001 • fax: 604-942-1010
info@radialeng.com • www.radialeng.com

Thank you for purchasing the Radial Catapult Mini™ modular snake, a Cat 5 analog audio snake system that is designed to clean up the stage, simplify setups and take advantage of pre-existing wire infrastructure. Although these devices are designed to be easy to use, please take a minute to read through this short manual in order to take full advantage of their functionality. If you have any questions not answered within, please visit the Catapult FAQ page as this is where we post questions and answers from users along with updates. If you still find yourself with more questions, you can always reach us by email at info@radialeng.com.

OVERVIEW

The Catapult Mini RX and TX act like a typical four-channel analog audio snake; they allow you to send mic or line-level signals from one location to another without signal loss, noise, or interference, and without any digital audio conversion needed. The difference is that instead of using bulky and expensive multi-channel audio cable, the Catapult system makes use of Cat 5 Ethernet cable, which is widely available, lightweight, and economical. Simply connect a shielded Cat 5 cable between any two Catapult modules and they will use the cable's analog conductors to deliver four balanced audio lines to any destination. As many buildings are already pre-wired for Cat 5, you can take advantage of this to transmit audio between distant rooms without the need to install or supply new cable. And since the Catapult system is modular, you can mix and match different transmit and receive boxes to best suit your application.



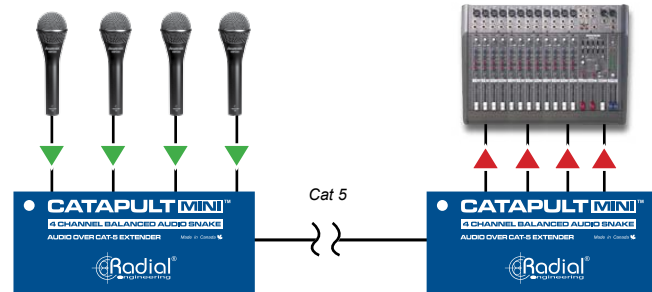
MAKING CONNECTIONS

As with all audio systems, it is good to turn volume levels down or audio systems off before making connections. This will avoid connection or power-up transients from damaging more sensitive components such as tweeters.

You can use any standard Cat 5 or Cat 6 Ethernet cable to connect Catapult modules to each other. In order to pass 48V phantom power to feed your condenser mics or active direct boxes, the cable and terminating connections must have a shield. If you are transmitting line level signals, the shield is not required due to the twisted pair configuration, but it will still be beneficial as shielded cables are less susceptible to noise.

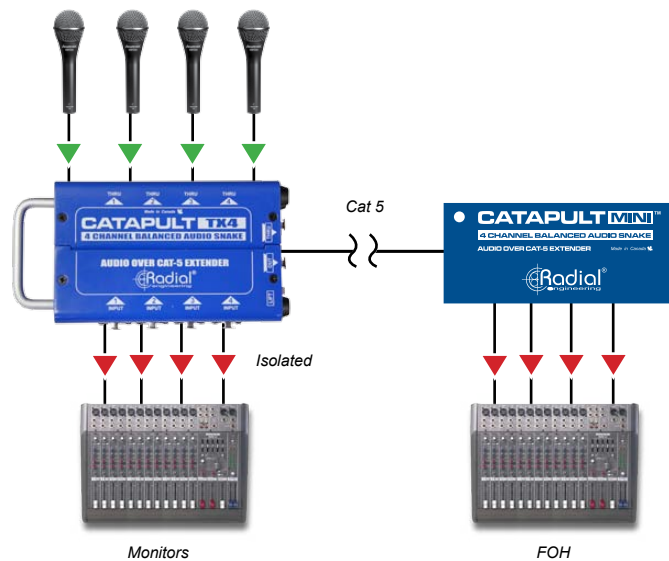
USING THE MINI TX WITH THE MINI RX

To use the Catapult Minis in their simplest form, connect the Mini TX and the Mini RX together using a Cat 5 cable. As the twisted pairs within an Ethernet cable are tightly wound together in a compact jacket, it's a good idea to send signals of a similar level together over the same wire as this will reduce crosstalk from higher signal levels (such as +4dB line levels) bleeding into lower volume signals (such as -30dB mic levels).



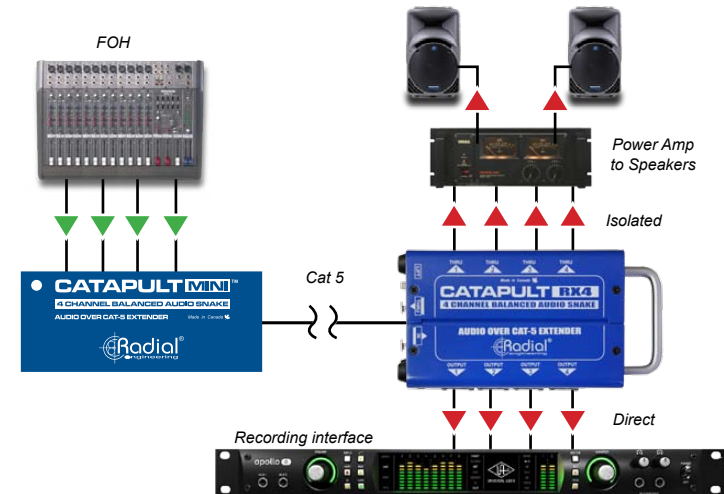
USING THE MINI RX WITH THE CATAPULT TX4/TX4M/TX4L

You can use the Catapult TX4 with the Mini RX to send audio signals from a live stage to the FOH console. The Catapult TX4 provides a robust stage box to plug your microphones into, while the Mini RX is small enough to fit in the case of a mixing board, with the XLR outputs plugged directly into the mixer. To split the mic signals to a monitor mixer located beside the stage, the TX4M can be employed, as it features isolation transformers optimized for mic-level that will eliminate hum and buzz from ground loops between the two mixers. For splitting line-level signals at the source, the TX4L is also available.



USING THE MINI TX WITH THE CATAPULT RX4/RX4M/RX4L

The Mini TX can be paired with the Catapult RX4 to feed the outputs of a console to a distant rack of power amps. To block stray DC voltages and avoid noise through the system, the RX4L has line-level isolation transformers to eliminate hum and buzz, as well as four direct XLR outputs to also feed another device such as a recording interface. If microphone splitting is required at the destination, the RX4M has transformers optimized for this task.



TAKE ADVANTAGE OF PRE-EXISTING CAT 5 WIRING

Use the Ethernet cables already wired throughout a building to send audio from one room to the other without additional installation or messy cables. Note that the signals between two Catapult modules cannot pass through a network switch, as it will block the analog audio signal.

