

StageDirect Order # R800 1170



The StageDirect is a direct box designed for the artist that requires greater control over their setup on stage. The StageDirect is equipped with two instrument inputs; a thru-put for the on-stage amp, a dedicated tuner output and a balanced XLR output for the PA. Where it differs from a traditional direct box is with the addition of two footswitches. The left footswitch lets the artist mute the signal going to the PA and stage amp while being able to quietly tune on stage. For artists who use several instruments during the performance, the right footswitch lets them toggle between A & B inputs to switch instruments. The mute footswitch can be remotely controlled by using a simple latching switch. This enables a stage tech to remotely mute the instrument signal to efficiently help the artist trade instruments. And since the StageDirect can be powered by either 48V phantom from the PA mixing console or with the included 15VDC supply, it can be used anywhere, anytime. Features include -10dB pad for extra loud instruments, high-pass filter to tame excessive resonance and a 180° polarity reverse to eliminate acoustic hot spots on stage.

Features

- Active signal path with transformer isolation
- Mute footswitch lets you tune without noise
- High-pass filter to eliminate bass resonance
- May be remotely controlled using footswitch

Applications

- Lets you silently switch instruments on stage
- Turn off instrument between sets or when tuning
- Split instrument signal to both stage amp and PA
- Works great on acoustic guitar or electric bass

Cool stuff

- Powered by 48V phantom or 15VDC supply
- Transformer isolated amp output eliminates hum
- Remote lets the guitar tech mute the instrument
- Mutes the stage amp & PA at the same time!

PHASE (AMP OUT) - Toggles the polarity of the amp output to help fight feedback hot-spots on stage.

-10dB PAD - Enables high output instruments to be used without distortion.

FILTER - 3 position high-pass filter removes excessive bass and low frequency resonance.

AMP - Transformer isolated output is used to feed the on-stage amplifier.

A&B INPUTS - Hi-Z unbalanced 1/4" inputs used to connect instruments.



MUTE FOOTSWITCH - Mutes the stage amp and balanced XLR outputs. LED illuminates when mute is on.

SELECT FOOTSWITCH - Toggles between the A and B inputs. Large LED indicators display the active input.


TUNER - Used to connect your tuner. Is always active (not affected by the mute footswitch).

REMOTE - Lets you connect a 1/4" latching footswitch to enable remote mute switching.

BAL OUT - Lo-Z balanced XLR direct output used to feed the PA system.



OPTIONAL JR-1M FOOTSWITCH



14 GAUGE STEEL - Heavy duty construction eliminates stress on the PCB.


180° - Polarity reverse toggles pin-2 and pin-3 at the XLR output.

LIFT - Disconnects pin-1 on the XLR output to help eliminate hum and buzz caused by ground loops.

PWR - 15VDC power supply input may be used as alternate power source if 48V phantom power is not available.

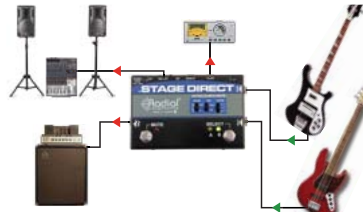
STAGEDIRECT WITH ACOUSTIC

The StageDirect is the ultimate stage hand! Hit the footswitch and it mutes the signal going to the PA for quiet on-stage tuning or when you put your guitar down.



STAGEDIRECT WITH BASS AND AMP

The StageDirect sends the bass to the PA system and to your on-stage amp. In between songs, use the mute footswitch to quietly tune or switch instruments.



STAGEDIRECT WITH MANDOLIN

The StageDirect makes it easy to switch between instruments! Use the SELECT switch to choose between instruments.

